

Board Effectiveness Survey

WSSDA and CEE have partnered to bring you formative feedback for professional development of school boards!

Research through the Iowa Lighthouse Project confirms that highly effective school boards have a strong capacity for leading improvement in student learning. This survey and resulting report provide you with an opportunity for honest and reflective examination of your board's practice and performance in areas that align with this goal.

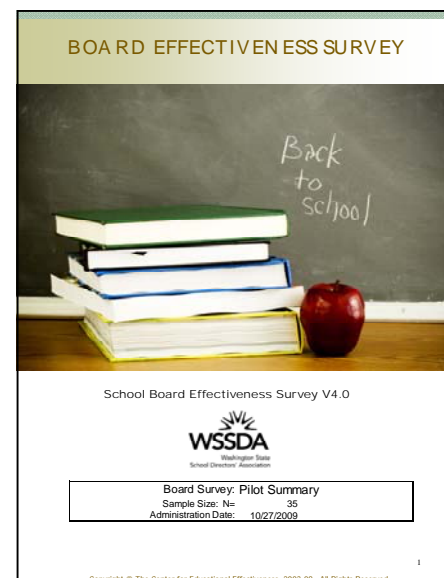
Board member responses to the Board Effectiveness Survey identify areas of strength and areas for further development. After reviewing the results, your board will first want to celebrate successes; then, consider professional development to strengthen your board's ability to function as a highly capable team.

Once you have these data, what next? WSSDA can provide assistance in reviewing and analyzing the data report and facilitate discussion regarding your board's professional development needs. You may want to schedule a follow-up workshop to address teambuilding, effective governance, board-superintendent roles and responsibilities, goal setting, strategic planning, or any number of topics or strategies to empower your board to lead the way for success of your students.

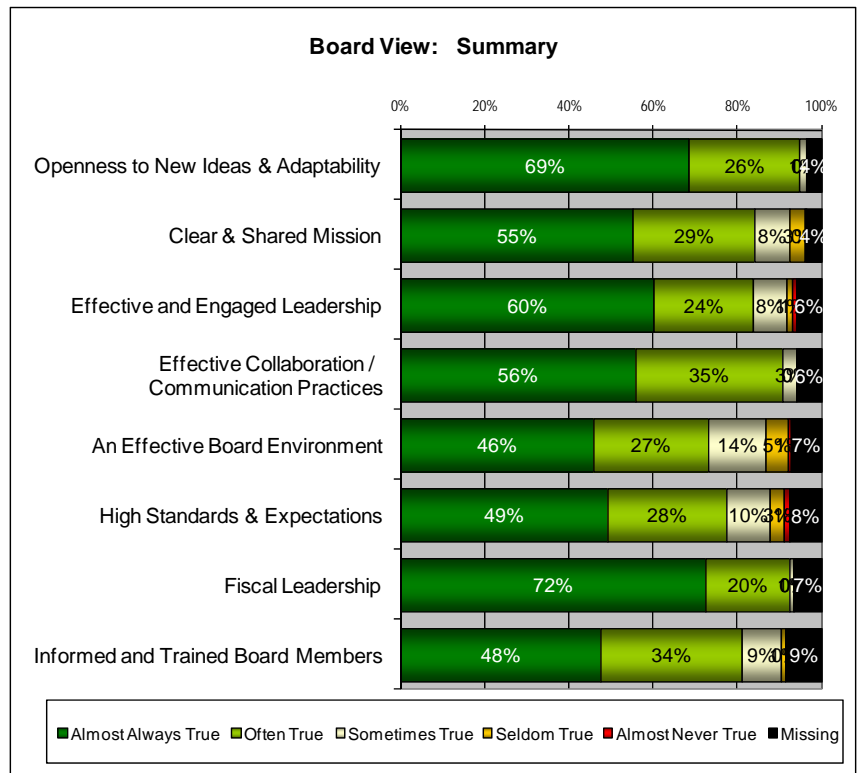
What does it cost? The survey is \$199. WSSDA can assist you in deciding when to administer the survey and when you can expect to receive the results.

What do I receive? You will receive a full color report of your results as well as a Power Point and PDF document suitable for projection and/or printing.

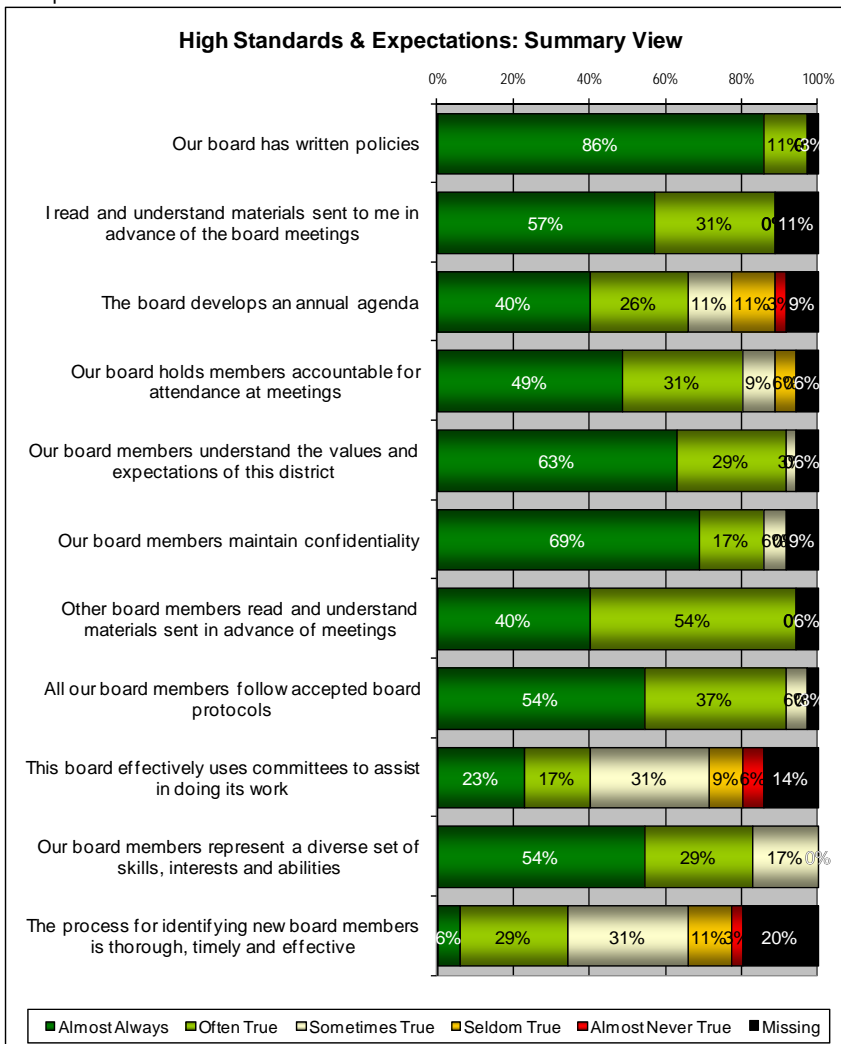
How to get started? Contact Phil Gore, Director, Leadership Development Services, WSSDA
1-800-562-8927 or email P.Gore@wssda.org



The overall Summary of respondent perceptions of the 8 characteristics of effective boards.



High Standards and Expectations: Just as with school-level staff, high standards and expectations drive a board to constantly push itself and the district forward in improvement conversations.



A sample chart of responses to the individual attributes of one characteristic (High Standards & Expectations).

